

Features

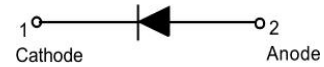

- Average forward current: $I_{F(AV)} \leq 200$ mA
- Reverse voltage: $V_R \leq 30$ V
- Low forward voltage: $V_F \leq 350$ mV @10mA
- Low reverse current: $I_R \leq 10$ μ A
- Leadless ultra small SMD plastic package
- We declare that the material of product compliance with RoHS requirements and Halogen Free

Applications

- Low current rectification



SOD882



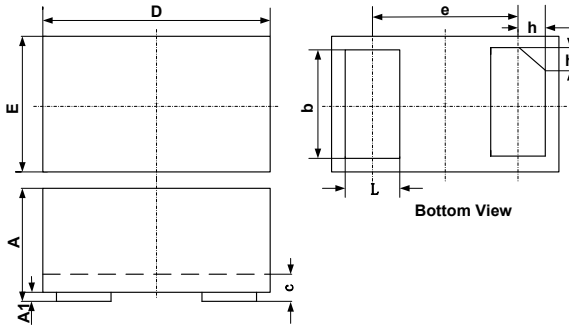
Absolute Maximum Ratings (T_{amb}=25°C unless otherwise specified)

Parameter	Symbol	Limits	Unit
Reverse voltage(DC)	V_R	30	V
Average rectified forward current	I_o	200	mA
Peak forward surge current	I_{FSM}	500	mA
Junction temperature	T_j	125	°C
Storage Temperature Range	T_{STG}	-40~+125	°C

Electrical Characteristics (T_A=25°C unless otherwise specified)

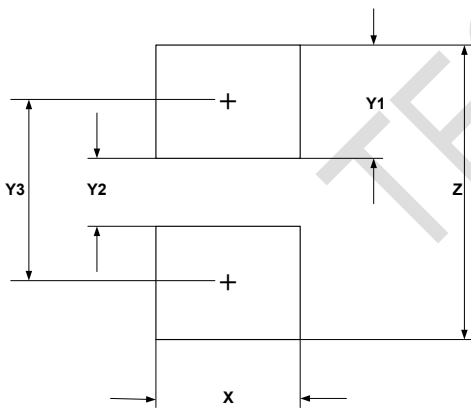
Parameter	Symbol	Min.	Max.	Unit	Conditions
Forward voltage	V_F	-	0.35	V	$I_F=10$ mA
		-	0.4	V	$I_F=20$ mA
Reverse current	I_R	-	10	μ A	$V_R=10$ V

Outline Drawing - SOD882



SYM	DIMENSIONS					
	MILLIMETERS			INCHES		
	MIN	NOM	MAX	MIN	NOM	MAX
A	0.45	0.50	0.55	0.018	0.020	0.022
A1	0.00	0.02	0.05	0.000	0.001	0.002
b	0.45	0.50	0.55	0.018	0.020	0.022
c	0.12	0.15	0.18	0.005	0.006	0.007
D	0.95	1.00	1.05	0.037	0.039	0.041
e	0.65 BSC			0.026 BSC		
E	0.55	0.60	0.65	0.022	0.024	0.026
L	0.20	0.25	0.30	0.008	0.010	0.012
h	0.07	0.12	0.17	0.003	0.005	0.007

Land Pattern - SOD882



SYM	DIMENSIONS	
	MILLIMETERS	INCHES
X	0.60	0.024
Y1	0.50	0.020
Y2	0.30	0.012
Y3	0.80	0.032
Z	1.30	0.052